

TECHNICAL DATA
ROLF BENZ STRETTO



**ROLF
BENZ**

ROLF BENZ STRETTO -
THE PERFECT PARTNER FOR
ALL WORLDS

- // Rolf Benz STRETTO (Italian for “strong”), represents a clear design concept that expresses many style statements.
- // The perfect partner for Rolf Benz LIVING, DINING and SLEEPING
- // The new cabinet furniture system comprises lowboards, sideboards, highboards, a TV cabinet and a bedside table, wardrobes and open elements.
- // Surrounded by a streamlined frame, the elements of Rolf Benz STRETTO can be individualised with insertion panels and/or trays.
- // The finishes of Rolf Benz STRETTO are perfectly coordinated with the materials and covers in the Rolf Benz collection.
- // Especially the choice of materials for the insertion panels can create connections between Rolf Benz elements.
- // Range of materials: 15 colours (matt or high-gloss finish), wood, ceramic and glass.
- // The boards are available with a plinth, sabre feet, cast feet or mounted on the wall.
- // All doors have a Push-to-open function.
- // Different sizes available on request as a custom-made product.
- // Logical and simple element configuration.
- // Rolf Benz STRETTO is made exclusively in Germany, thereby meeting the Rolf Benz “Made in Germany” quality requirements.


**ROLF
BENZ**

Create the product in 4 steps

Configure your Rolf Benz STRETTO cabinet furniture quickly and easily.



| 1. Choose the basic model



| 2. Choose the finish options of the basic module



| 3. Choose the leg version or the wall mounting



| 4. Choose the accessories and shelves

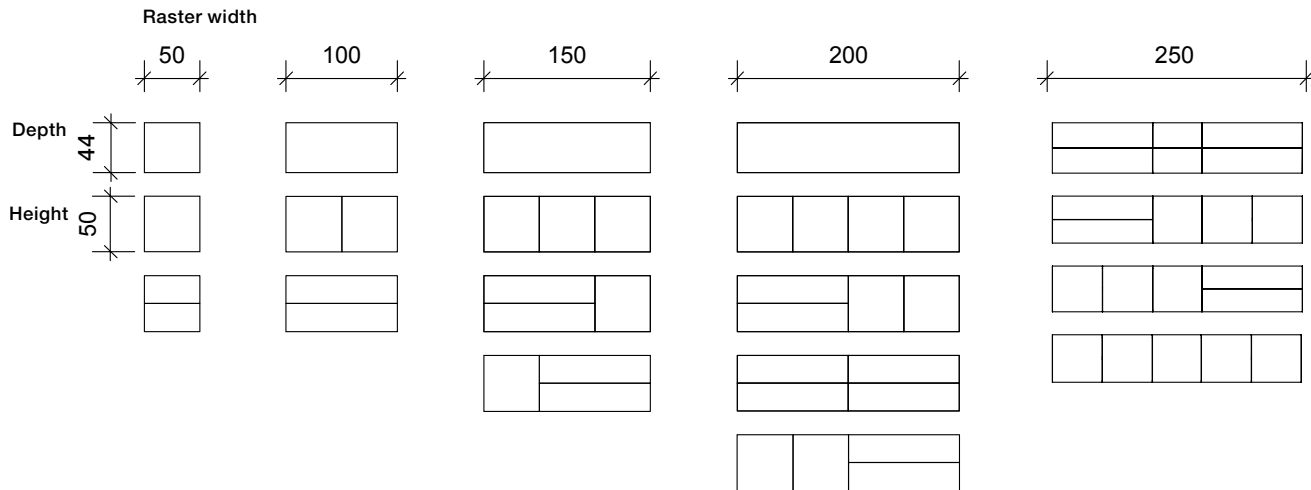






**ROLF
BENZ**

Wardrobe furniture | Rolf Benz STRETTO | Living | Lowboards



Width: 50 (actual 51 cm) or 100 (actual 101 cm) or 150 or 200 or 250 cm

Height: 50 cm plus leg height*

Plinth (matt) (+ 3,8 cm)

metal legs (+ 10,5 cm)

cast legs (+ 12 cm)

Depth: 44 cm

Finish available in:

Body: 15 basic colours (matt or glossy lacquered) or special colour on request.

Front colour: 15 basic colours (matt or glossy lacquered) or special colour on request.

External drawers: 15 basic colours (matt or high-gloss finish), special colour, natural oak, black oak, American walnut.

Leg versions/Wall-mounted:

Wall-mounted.

Pedestal in body colour matt finish.

Sabre feet (not available for width 50 or 250 cm) in body colour matt finish, matchable alternative colour (15 basic colours matt) or special colour.

Cast feet in body colour matt finish, matchable alternative colour (15 basic colours matt) or special colour.

**ROLF
BENZ**



**ROLF
BENZ**



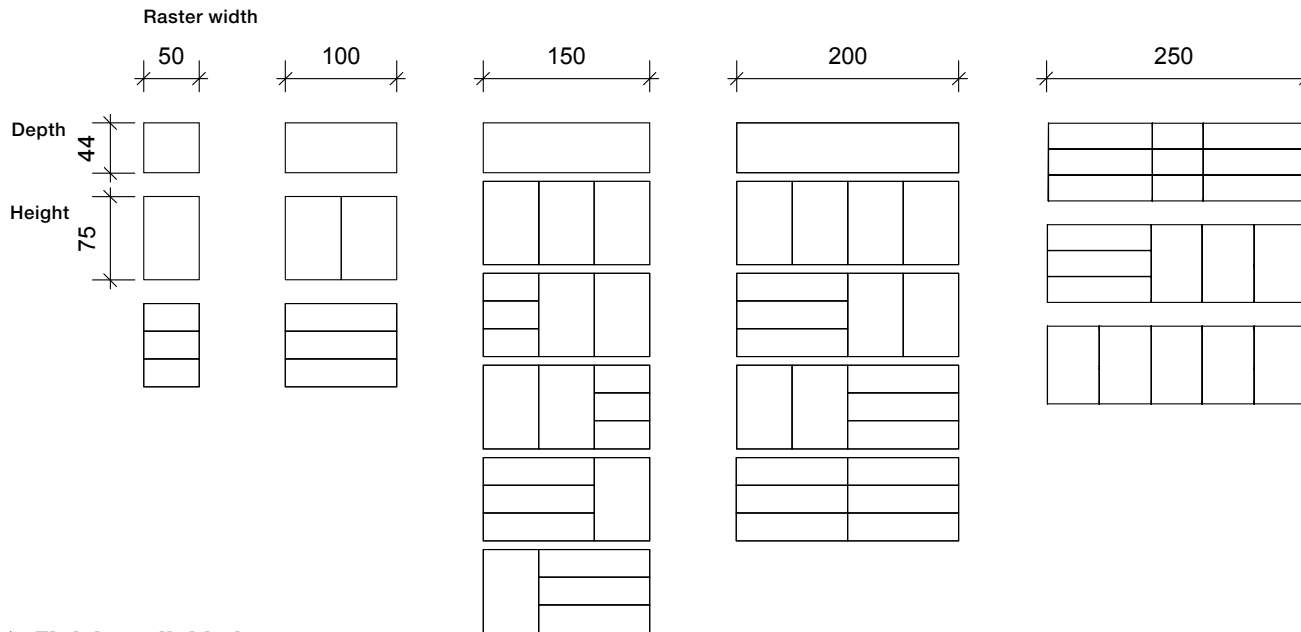
**ROLF
BENZ**



**ROLF
BENZ**



**ROLF
BENZ**



Finish available in:

Body: 15 basic colours (matt or glossy lacquered) or special colour on request.

Front colour: 15 basic colours (matt or glossy lacquered) or special colour on request.

External drawers: 15 basic colours (matt or high-gloss finish – high-gloss finish only available when a drawer and door combination is used), special colour, natural oak, black oak, American walnut.

Leg versions/Wall-mounted:

Wall-mounted.

Pedestal in body colour matt finish.

Sabre feet (not available for width 50 cm)

in body colour matt finish, matchable alternative colour (15 basic colours matt) or special colour.

Cast feet in body colour matt finish, matchable alternative colour (15 basic colours matt) or special colour.

Width: 50 (actual 51 cm) or 100 (actual 101 cm) or 150 or 200 or 250 cm

Height: 75 cm (actual 75,2 cm) plus leg height*

Pedestal (matt) (+ 3,8 cm)

metal legs (+ 10,5 cm)

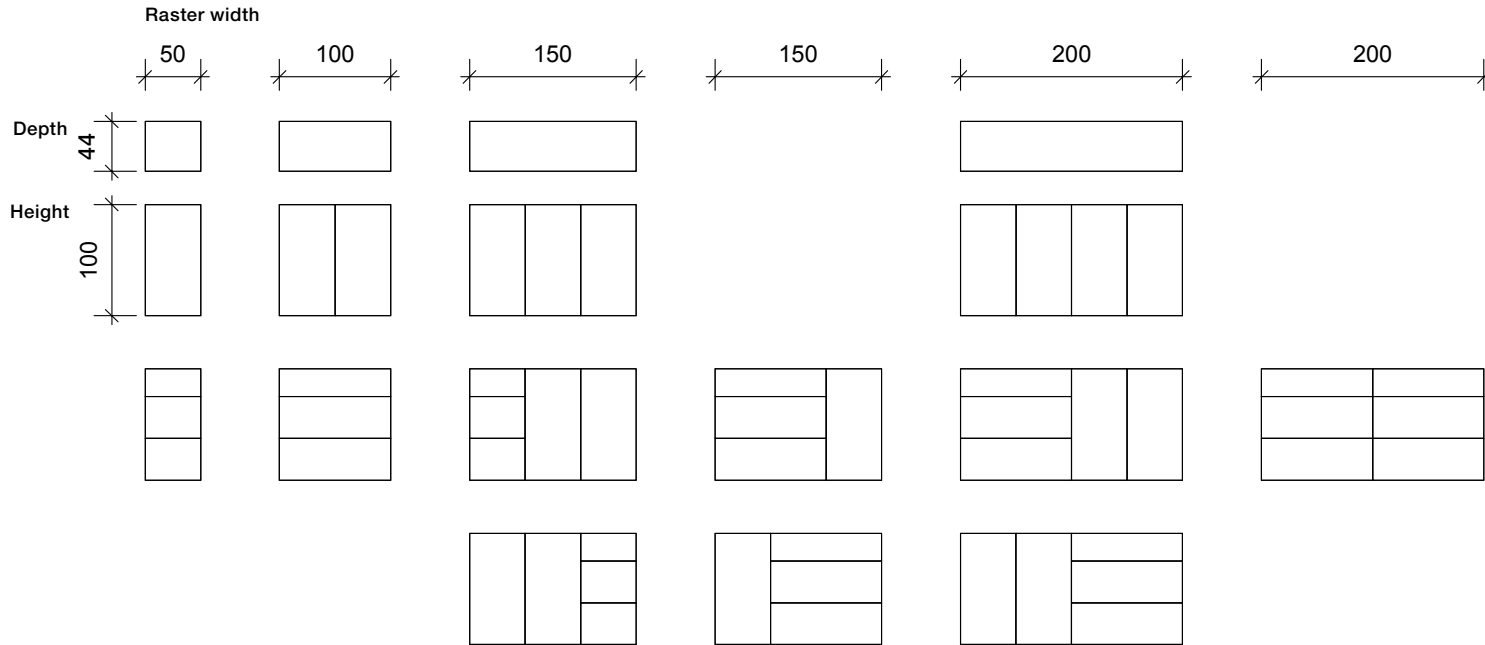
cast legs (+ 12 cm)

Depth: 44,1 cm



**ROLF
BENZ**

Wardrobe furniture | Rolf Benz STRETTO | Living | Highboard



Finish available in:

Body: 15 basic colours (matt or glossy lacquered) or special colour on request.

Front colour: 15 basic colours (matt or glossy lacquered) or special colour on request.

External drawers: 15 basic colours (matt or high-gloss finish – high-gloss finish only available when a drawer and door combination is used), special colour, natural oak, black oak, American walnut.

Leg versions/Wall-mounted:

Wall-mounted.

Pedestal in body colour matt finish.

Sabre feet (not available for width 50 and 100 cm) in body colour matt finish, matchable alternative colour (15 basic colours matt) or special colour. Cast feet in body colour matt finish, matchable alternative colour (15 basic colours matt) or special colour.

Width: 50 (actual 51 cm) or 100 (actual 101 cm) or 150 or 200 cm

Height: 100 cm plus leg height*
 Pedestal (matt) (+ 3.8 cm)
 metal legs (+ 10,5 cm)
 cast legs (+ 12 cm)

Depth: 44,1 cm

**ROLF
 BENZ**

Accessories for all boards

Insertion plate

Insertion plate for board in width 40, 50, 100, 150 or new 250.

Finish: 15 basic colours (matt or high-gloss finish), natural oak, black oak, American walnut, ceramic Calacatta smooth, ceramic Emperador Extra, float glass with matt paint underside in all 14 basic colours or lacquered in special colour on request.

Tray

Size: width 30/depth 42 cm

Finish: 15 basic colours (matt finish), natural oak, black oak, American walnut.

Shelves

Shelves suitable for all board widths (50 or 100 cm)

Finish: 15 basic colours (matt finish).

Stretto system logic using the lowboard as an example

Basic element 200 x 45 cm consisting of body, doors, drawers and visible back panel.

Optional insertion plate

- 15 basic colours (matt or high-gloss finish)
- Veneered wood (natural oak, black oak, American walnut)
- Ceramic (Calcatta smooth or Emperador Extra)
- Optiwhite glass with matt paint underside in all 14 basic colours.
- lacquered in special colour on request
- without insertion plate

Optional accessories

- Shelves (15 basic colors matt finish)
- Tray (15 basic colors matt finish, natural oak, black oak, American walnut)

Basic element

- // Available in 15 basic colors (matt finish)
- // Drawer inside always has the color graphite



- body outside 15 basic colours (high-gloss finish) or in special colour on request

- doors 15 basic colours (high-gloss finish) or in special colour on request

- Sucharge drawers veneered (natural oak, black oak, American walnut)

Required selection Base / leg version / wall-mounted

- Pedestal in matt finish body colour
- Cast feet in body colour matt finish, matchable alternative colour (15 basic colours matt) or special colour.
- Sabre feet in body colour matt finish, matchable alternative colour (15 basic colours matt) or special colour.
- wall-mounted

**ROLF
BENZ**



**ROLF
BENZ**



**ROLF
BENZ**



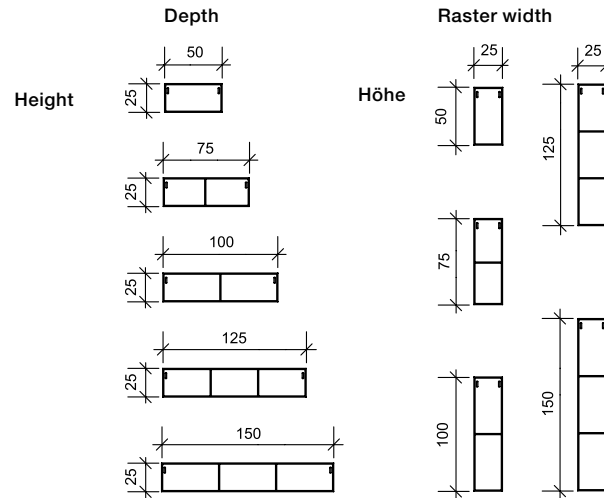
**ROLF
BENZ**

Finish:

15 basic colours (matt finish),
natural oak, black oak, American walnut.

Leg versions / Wall-mounted:

Wall-mounted vertical or horizontal



Width: 35 cm

vertical dimensions:
 25 x 50 cm
 25 x 75 cm
 25 x 100 cm
 25 x 125 cm
 25 x 150 cm

horizontal dimensions:
 50 x 25 cm
 75 x 25 cm
 100 x 25 cm
 125 x 25 cm
 150 x 25 cm

Finish:

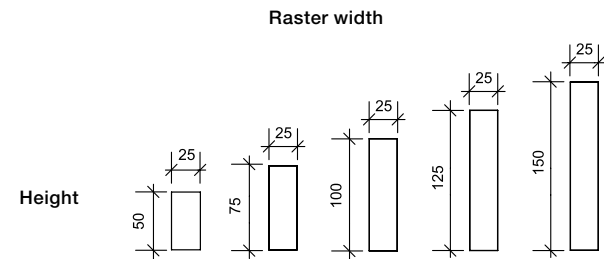
natural oak, black oak, American walnut

Front:

closed element or door (left/right) chooseable

Leg versions:

Wall-mounted vertical



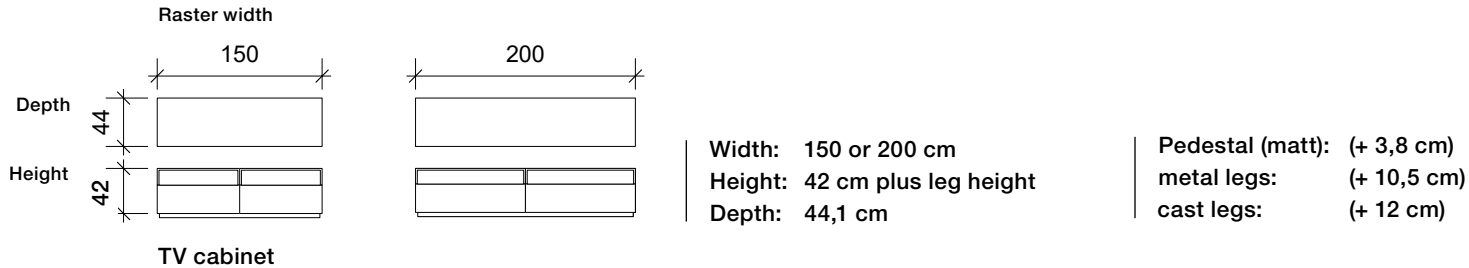
Width: 25 cm

Height: 50, 75, 100, 125, 150 cm

Depth: 35 cm



**ROLF
BENZ**



Finish:

Body: 15 basic colours (matt finish). External drawers: 15 basic colours (matt finish) or lacquered in special colour on request, natural oak, black oak, American walnut.

Leg versions:

Pedestal, sabre feet, cast feet in body colour matt finish, matchable alternative colour (15 basic colours matt) or special colour.

Description:

Upper part as a storage compartment.

Lower part as a drawer.

The middle side in the storage compartment is set back 15 cm, to allow the central use of a soundboard.

Insertion plate

Insertion plate for TV board in width 150 or 200 cm

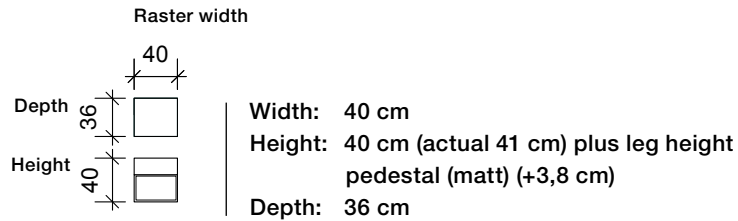
Finish: 15 basic colours (matt or high-gloss finish), natural oak, black oak, American walnut, ceramic Calacatta smooth, ceramic Emperador Extra, Optiwhite glass.

Tray

Size: width 30/height 4 /depth 42 cm

Finish: 15 basic colours (matt finish), natural oak, black oak, American walnut.





Finish:

Body: 15 basic colours (matt finish).

External drawers: 15 basic colours (matt or high-gloss finish), natural oak, black oak, American walnut.

Description:

Upper part as a drawer.

Lower part as open storage area.

Leg versions:

Wall-mounted.

Pedestal.

Insertion plate

Insertion plate for bedside table in width 40 cm.

Finish: 15 basic colours (matt or high-gloss finish), natural oak, black oak, American walnut, ceramic Calacatta smooth, ceramic Emperador Extra, Optiwhite glass.

Tray

Size: width 30/depth 42/height 4 cm

Finish: 15 basic colours (matt finish), natural oak, black oak, American walnut.

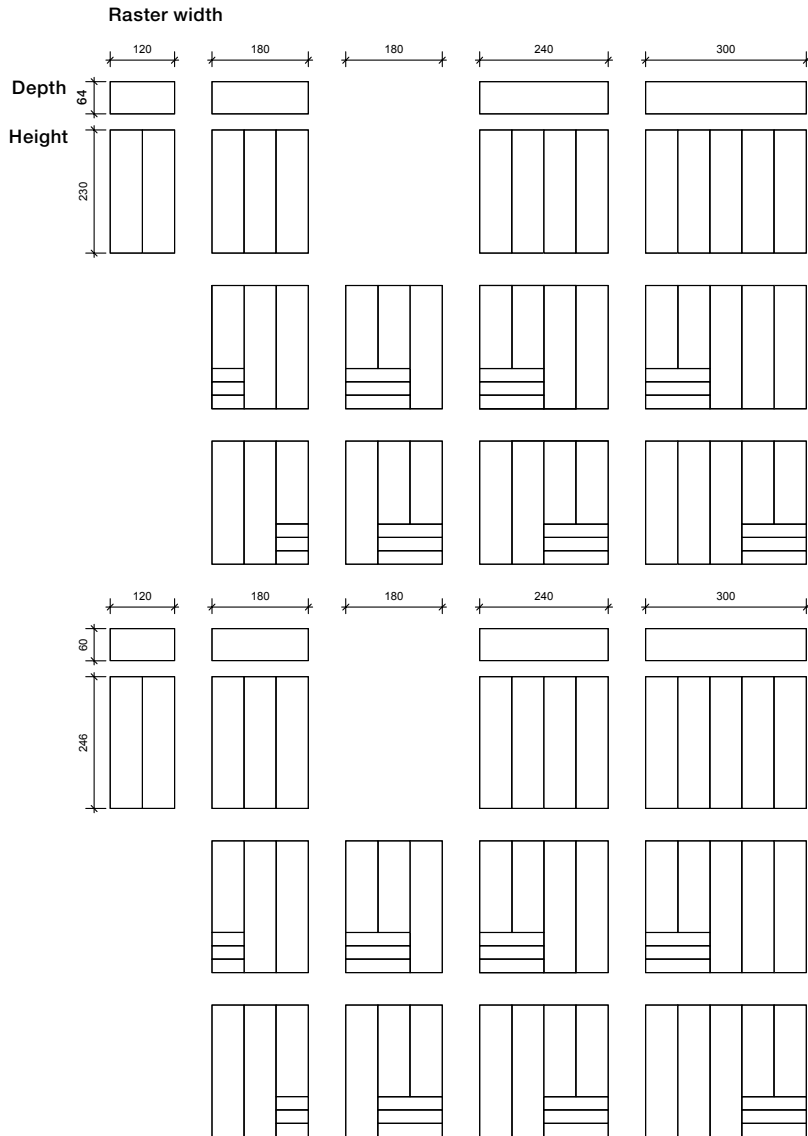


**ROLF
BENZ**





**ROLF
BENZ**



Versions:

Free-standing or built-in cabinet with panel.
Optional: Width/height reduction, rear panel section.

Finish:

Body: 15 basic colours (matt or outer sides in high-gloss finish).
Front colour: 15 basic colours (matt or high-gloss finish).
External drawers: 15 basic colours (matt or high-gloss finish), natural oak, black oak, American walnut.

Width: 120 or 180 (actual 179 cm)
or 240 (actual 238 cm)
or 300 cm (actual 297 cm)
Height: 230 or 246 cm
Depth: 64 cm

Interior compartment:

Shelf: Width 60 cm (actual width 57/depth 57/ height 2,2 cm) or 120 cm (actual width 116/depth 57/height 2,2 cm), 15 basic colors (matt finish).

Shoe shelf: Width 60 (actual width 57/depth 56 cm) or 120 cm (actual width 116/depth 56 cm), made of steel in aluminum silver.

Coat rail: Width 60 cm (actual width 57/depth 57/height 10 cm) or 120 cm (actual width 116/depth 57/height 10 cm).

Inner compartment optionally single or double: width 60/ height 15 cm (actual width 57/depth 57 cm) or width 60/height 47 cm or width 120/height 15 cm (actual width 116/ depth 57 cm) or width 120/height 47 cm, in 15 basic colors (matt lacquered).

Drawer: width 60 cm (actual width 46.7/depth 48.7/height 4.7 cm) or 120 cm (actual width 103.2/depth 48.7/height 4.7 cm).

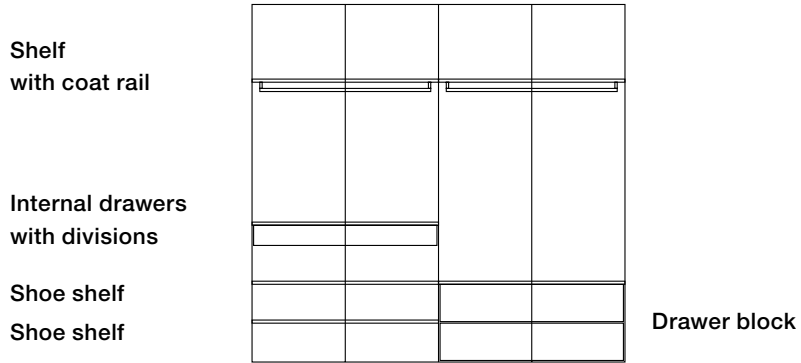
Trouser pull-out: width 60 cm/5 hangers (actual width 57/ depth 56/height 5 cm) or width 120 cm/8 hangers (actual width 116/ depth 56/height 5 cm), made of steel in aluminum silver.

Inside door mirror: width 36/depth 168 cm and height 3 mm.

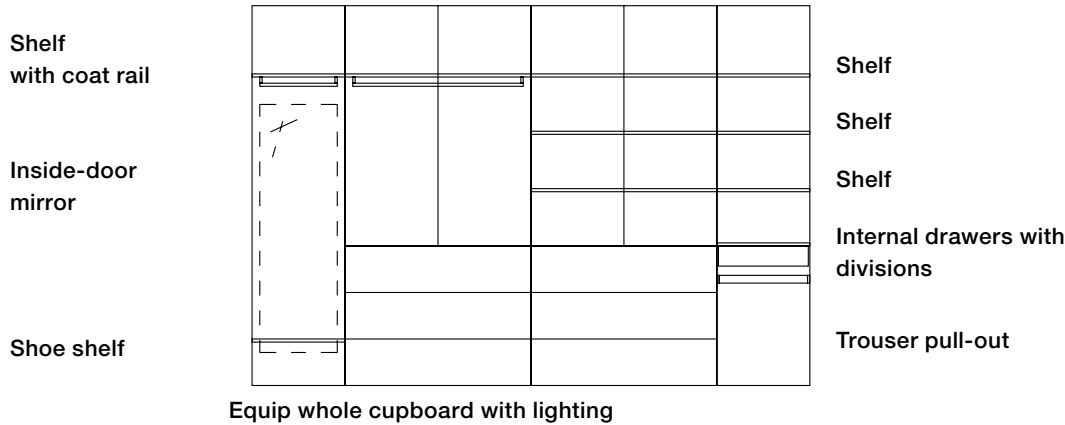
Lighting: width 120 or 180 or 240 or 300 cm.

Panel: side panel height 230 or 246 (left/right) or top panel in width 120 or 180 or 240 or 300 cm matt or high-gloss finish.

**Wardrobe compartment,
example 1**



**Wardrobe compartment,
example 2**



Colour overview – 15 basic colours (high-gloss finish)



Snow white
high-gloss
RAL 9016



Grey white
high-gloss
SIKKENS ON.00.81



Flint
high-gloss
NCS S 4005-Y50R



Stone grey
high-gloss
SIKKENS ON.00.60



Cement
high-gloss
SIKKENS ON.00.45



Granite
high-gloss
SIKKENS FN.02.27



Cocoa
high-gloss
SIKKENS E0.10.40



Curry
high-gloss
RAL 060 60 40



Black
high-gloss
NCS 9000-N



Night blue
high-gloss
SIKKENS U0.10.20



Silk
high-gloss
NCS S 2502-Y



Nougat
high-gloss
NCS S 5005-Y50R



Café
high-gloss
NCS S 7005-Y50R




Sage
high-gloss
NCS S 5010-G50Y




Cognac
high-gloss
NCS S 4550-Y70R


Colour overview – 15 basic colours (matt finish)




Snow white
matt
RAL 9016




Grey white
matt
SIKKENS ON.00.81




Flint
matt
NCS S 4005-Y50R



Stone grey
matt
SIKKENS ON.00.60



Cement
matt
SIKKENS ON.00.45




Granite
matt
SIKKENS FN.02.27



Cocoa
matt
SIKKENS E0.10.40




Curry
matt
RAL 060 60 40




Black
matt
NCS 9000-N




Night blue
matt
SIKKENS U0.10.20




Silk
matt
NCS S 2502-Y



Nougat
matt
NCS S 5005-Y50R



Café
matt
NCS S 7005-Y50R



Sage
matt
NCS S 5010-G50Y



Cognac
matt
NCS S 4550-Y70R

To fit in with your personal lifestyle, choose any colour from the colour charts (NCS, RAL, SIKKENS).

Leg versions:



**Pedestal in body colour
matt finish.**

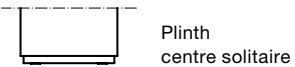


**Metal legs in body colour
matt finish.**

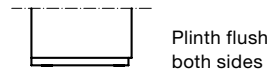
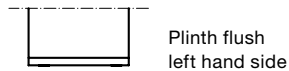
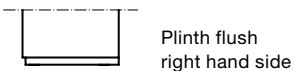


**Cast leg in body colour
matt finish**

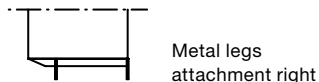
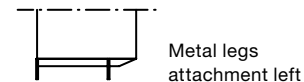
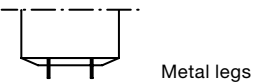
For individually placed elements, the base is slightly recessed.



Elements that are to be aligned require a flush base at the connecting edge.



Metal legs with attachment possible at 150 and 200 cm. (excluded is the highboard)



All leg versions are available in the 15 basic colours (matt finish). Additionally, the cast and sobre feet are offered in matchable alternative colour (15 basic colours matt) or in special colour on request.

Shelves

1. MDF in 15 basic colours (matt finish)

2. Wood types / veneers



Veneered oak, stained black and varnished



Veneered oak, natural varnish



Veneered American walnut, natural varnish

3. Ceramic



Ceramic Emperador Extra



Ceramic Calacatta smooth

4. Optiwhite glass with matt paint underside in all 15 basic colours

Tray for boards



Finish:

15 basic colours (matt finish), natural oak, black oak, American walnut.



**ROLF
BENZ**